



A2 SINGLE SEAL INDUSTRIAL CABLE GLAND

FOR ALL TYPES OF UNARMoured & BRAIDED CABLES

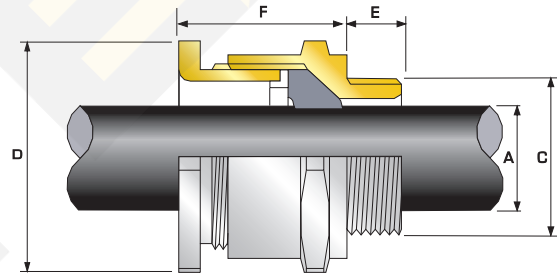
- High quality durable materials
- Robust, heavy duty design
- Displacement type seal
- Deluge protected
- -60°C to +130°C (standard), -20°C to +200°C (ThermIn option)



TECHNICAL CLASSIFICATION	
DESIGN SPECIFICATION	BS 6121: Part 1:1989, IEC 62444, EN 62444
MECHANICAL CLASSIFICATION*	Impact = Level 8, Cable Anchorage = Class B
ENCLOSURE PROTECTION	IK10 to IEC 62262 (20 joules) Brass & Stainless Steel only
INGRESS PROTECTION RATING**	IP66, IP67 & IP68***
DELUGE PROTECTION COMPLIANCE	DTS01 : 91
CABLE GLAND MATERIAL	Brass, Electroless Nickel Plated Brass, Stainless Steel, Aluminium
CABLE TYPE	Unarmoured & Braided when terminated inside enclosure
SEAL MATERIAL	CMP Thermoset Rubber
SEALING TECHNIQUE	CMP Unique Displacement Seal Concept
SEALING AREA(S)	Cable Outer Sheath

* Mechanical & Electrical Classifications applied as per IEC 62444 & EN 62444 ** When CMP installation accessories are used. Refer to www.cmp-products.com for further information.
 *** IP68 tested to a minimum depth of 30 metres for 12 hours, alternative depths / durations can be provided upon request.

GLOBAL PRODUCT CERTIFICATION	
CSA CERTIFICATE	1211841
CSA CODE OF PROTECTION	Enclosure Type 4X
GOST R CERTIFICATE	POCC GB.HA46.H00140
MARINE APPROVALS	LRS: 01/00171, ABS: 16-LD1472056-PDA



COMBINED ORDERING REFERENCE			AVAILABLE ENTRY THREADS 'C'		OVERALL CABLE DIAMETER 'A'		ACROSS FLATS 'D'	ACROSS CORNERS 'D'	PROTRUSION LENGTH 'F'	SHROUD	CABLE GLAND WEIGHT (kg)
SIZE	TYPE	ORDERING SUFFIX	METRIC	THREAD LENGTH 'E'	MIN	MAX	MAX	MAX			
20S16	A2	1RA	M20	10.0	3.2	8.7	24.0	26.4	26.0	PVC04	0.070
20S	A2	1RA	M20	10.0	6.1	11.2	24.0	26.4	26.0	PVC04	0.060
20	A2	1RA	M20	10.0	6.5	14.0	27.0	29.7	27.7	PVC05	0.070
25	A2	1RA	M25	10.0	11.1	20.0	36.0	39.6	35.5	PVC09	0.130
32	A2	1RA	M32	10.0	17.0	26.3	41.0	45.1	35.1	PVC10	0.150
40	A2	1RA	M40	15.0	23.5	32.2	50.0	55.0	35.1	PVC13	0.200
50S	A2	1RA	M50	15.0	31.0	38.2	55.0	60.5	33.0	PVC15	0.260
50	A2	1RA	M50	15.0	35.6	44.0	60.0	66.0	37.3	PVC18	0.270
63S	A2	1RA	M63	15.0	41.5	49.9	70.5	77.6	33.5	PVC21	0.430
63	A2	1RA	M63	15.0	47.2	55.9	75.0	82.5	36.2	PVC23	0.460
75S	A2	1RA	M75	15.0	54.0	61.9	84.0	92.4	34.1	PVC24	0.520
75	A2	1RA	M75	15.0	61.1	67.9	84.0	92.4	40.9	PVC24	0.500
90	A2	1RA	M90	24.0	66.6	79.9	108.0	118.8	60.3	PVC31	1.600
100	A2	1RA	M100	24.0	76.0	91.0	123.0	135.3	57.2	LSF33	1.780
115	A2	1RA	M115	24.0	86.0	97.9	133.4	146.7	67.3	LSF34	2.670
130	A2	1RA	M130	24.0	97.0	114.9	152.4	167.6	74.7	LSF35	3.800

* For material options add the following suffix to the ordering reference; Brass (no suffix required); Nickel Plated Brass '5'; 316 Grade Stainless Steel '4'; Copper Free Aluminium '1'
 For NPT options please add the following digits to the material suffix; 1/2" = 31, 3/4" = 32, 1" = 33, 1 1/4" = 34, 1 1/2" = 35, 2" = 36, 2 1/2" = 37, 3" = 38, 3 1/2" = 39, 4" = 310 (Brass requires prefix "0")

Examples: 32A21RA534 = Nickel Plated Brass 1 1/4" NPT, 50SA21RA035 = Brass 1 1/2" NPT, 25A21RA432 = Stainless Steel 3/4" NPT, 20A21RA5 = Nickel Plated Brass M20

Dimensions are displayed in millimetres unless otherwise stated